










**2''** WG.

5-FOOT TDC (Finished length 56'')

**RETANGULAR DUCT CONSTRUCTION**  
with *Condu-Lock*<sup>®</sup> Rod Reinforcement

STATIC  
POS. OR NEG.

JTR - Joint Tie Rod    CTR - Center Tie Rod

DUCT SIZE	16 GA	18 GA	20 GA	22 GA	24 GA	26 GA
7" TO 8"	↑	↑	↑	↑	↑	↑
9" TO 10"						
11" TO 12"						
13" TO 14"						
15" TO 16"						
17" TO 18"						
19" TO 20"						
21" TO 22"						
23" TO 24"						
25" TO 26"						
27" TO 28"						TDC
29" TO 30"						CTR
31" TO 36"					TDC	CTR
37" TO 42"					CTR	CTR
43" TO 48"			TDC	TDC	CTR	CTR
49" TO 54"	TDC	TDC	CTR	CTR	CTR	CTR
55" TO 60"	CTR	CTR	CTR	CTR	CTR	CTR/JTR
61" TO 72"	CTR	CTR	CTR	CTR/JTR	CTR/JTR	
73" TO 84"	CTR	CTR/JTR	CTR/JTR	CTR/JTR		
85" TO 96"	CTR/JTR	CTR/JTR	CTR/JTR			
97" & UP	CTR/JTR	CTR/JTR	CTR/JTR			

Tie rods at 48" maximum spacing along joints and intermediates. Locate rod(s) at even dimensions of duct width, on center, or (for multiple rods) spaced evenly across width of duct.