









1/2" WG. STATIC POS. OR NEG.	5-FOOT TDC (Finished length 56")					
	RETANGULAR DUCT CONSTRUCTION with <i>Condu-Lock</i> [®] Rod Reinforcement					
	JTR - Joint Tie Rod			CTR - Center Tie Rod		
DUCT SIZE	16 GA	18 GA	20 GA	22 GA	24 GA	26 GA
7" TO 8"			↑	↑	↑	↑
9" TO 10"			↑	↑	↑	↑
11" TO 12"			↑	↑	↑	↑
13" TO 14"			↑	↑	↑	↑
15" TO 16"			↑	↑	↑	↑
17" TO 18"			↑	↑	↑	↑
19" TO 20"			↑	↑	↑	↑
21" TO 22"			↑	↑	↑	↑
23" TO 24"			↑	↑	↑	↑
25" TO 26"			↑	↑	↑	↑
27" TO 28"			↑	↑	↑	↑
29" TO 30"			↑	↑	↑	↑
31" TO 36"			↑	↑	↑	↑
37" TO 42"			↑	↑	↑	↑
43" TO 48"			↑	↑	↑	TDC
49" TO 54"			↑	↑	↑	CTR
55" TO 60"			↑	↑	TDC	
61" TO 72"			TDC	TDC	CTR	
73" TO 84"			CTR	CTR	CTR	
85" TO 96"			CTR/JTR	CTR/JTR		
97" & UP			CTR/JTR			

Tie rods at 48" maximum spacing along joints and intermediates. Locate rod(s) at even dimensions of duct width, on center, or (for multiple rods) spaced evenly across width of duct.