

Today's Date:  
3/14/2007






















## Tooling Profiles

- ▶ [RELATED LINKS](#)
- ▶ [EMPLOYMENT](#)
- ▶ [MARKETS](#)
- ▶ [PROFILES](#)
- ▶ [LITERATURE](#)

### Highlights systems

Engel offers new standing seam roofing system

Engel launches new structural metal framing system

	500F24	500F20	800F20	800F18	800F16	800B24	800B20	800B18	800	R25	6 PACK	S-5-10	S-5-10V	S-5-12V	1200B	1240	1240V	1640	1640V
 FLAT 'S'	△								*	*	*	*	*	*					
 DRIVE CLEAT	*	*	*	*					*	*	*	*	*	*					
 MALE BUTTON LOCK			*	*	*	*	*	*	*	*	*	*	*	*	*	*	*	*	*
 FEMALE BUTTON LOCK			*	*	*	*	*	*	*	*	*	*	*	*	*	*	*	*	*
 DROP EDGE	*	*	*	*					*	*	*	*	*	*	*	*	*	*	*
 PITTSBURGH LOCK	*	*	*	*					*	*	*	*	*	*	*	*	*	*	*
 DOUBLE SEAM (ACME)	*	*	*	*					*	*	*	*	*	*	*	*	*	*	*
 DUPLEX	*	*	*	*					*	*	*	*	*	*	*	*	*	*	*
 TRIPLEX	*	*	*	*					*	*	*	*	*	*	*	*	*	*	*
 180° HEM CLEAT			*	*	*				*	*	*				*				
 45° DRIP EDGE WITH HEM			*	*	*				*	*	*				*				
 TDF																		*	*
 CLIP																		*	*
 1/2" STANDING 'S' (COMBINATION 'L')															*				
 1" STANDING 'S'												*	*	*					
 STANDING 'S' SLIP																		*	*
 STANDARD NEW ENGLAND 1 1/8, 1 5/8, 2 1/8																		*	*
 CORNER DRIVE CLEAT														*	*	*	*	*	*
 ENGEL-MATE																		*	*
 2" STIFFENERS 'HAT'																		*	*
 2" x 2" ANGLE																		*	*

Other Standard Shapes Available. Contact Factory For Assistance.  
△ (2) Two Passes

### Engel Showcase

